

9-1-1

Coloring and Activity Book



Learn How to use the Emergency Number 9-1-1

MY NAME _____

MY ADDRESS _____

House or Apartment Number and Street Name

City, State, and Zip Code

MY TELEPHONE () _____


I ATTEND SCHOOL AT _____

9-1-1 is the emergency number.


You should use **9-1-1** when you need

HELP...


during the day...




at night...



in your home or apartment...



outdoors or on a playground.

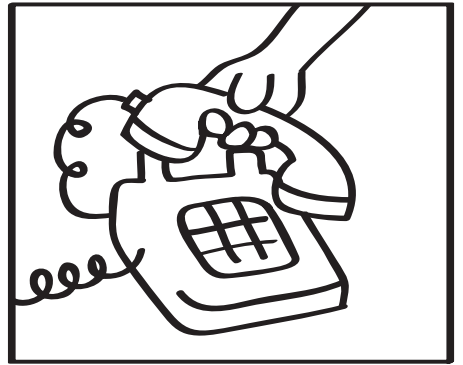


In an emergency dial **9-1-1**

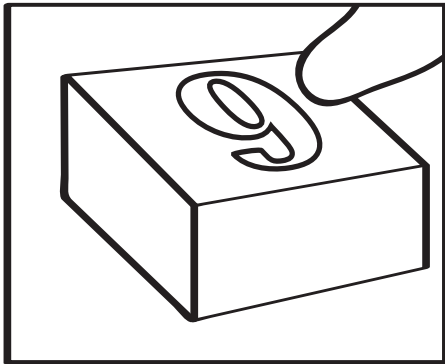
Anytime, Anywhere!!




To Use 9-1-1




Pick up the phone.



Dial **9**...



then **1**...



then **1** again.

The **9-1-1** operator will answer.




Tell the **9-1-1** operator where you are, what your problem is, and the telephone number you are calling from. **STAY ON THE PHONE.**

Answer all of the **9-1-1** operator's questions.

If you can, do what the **9-1-1** operator tells you.


In an emergency, another way to call for help is to use a...



cell phone.

In fact, you can even use your cell phone to text to **911**

Sometimes it may not be safe to talk out loud, if that happens you can text for help!



Calling 9-1-1 is *ALWAYS* faster, so remember...
Call If You Can, Text If You Can't




**The 9-1-1
operator
can send help...**

when there is a fire...



when someone is sick or hurt...



or when there is a crime.



If you see a problem don't wait!

DIAL

9-1-1






If you smell smoke or see a fire in your home,
yell "FIRE" and leave the house.

DO NOT GO BACK IN THE HOUSE!



Do not attempt to
put the fire out...

**LEAVE THE HOUSE –
GO TO A NEIGHBOR.**



Go to a neighbor's house. Tell them there is a fire.
Ask them to **DIAL 9-1-1**. Remember you can use a cell phone.



There is a fire at

(give address, describe house)


I'm calling from

(give telephone number of phone you are using)

My name is



- Answer the **9-1-1** operator's questions and do what the **9-1-1** operator tells you.
- Stay with your neighbor. Do not go back for anything.
- The **9-1-1** operator will send the fire department to put out the fire.



Poisons are things that make you sick if you eat or drink them.

If someone **SWALLOWS** poison, tell an **ADULT...**

BURP!

...DIAL 9-1-1

If someone gets hurt
or is very sick

DIAL 9-1-1

..SOMEONE IS HURT.
PLEASE SEND HELP...



Tell the 9-1-1 operator:

"Someone is hurt. Please send help"

Give address where you are:

Give the phone number you are calling from:

Give your name:


A 9-1-1 OPERATOR
WILL SEND MEDICAL HELP.



If you are home
alone and a stranger
comes to the door
or is sneaking
around outside,

**DON'T ANSWER
THE DOOR!
DON'T TALK TO
STRANGERS!**


**DIAL
9-1-1**









The **9-1-1** operator will
tell the police department.
The police officers will
come to help you.

Help the police find the stranger lurking in the neighborhood.





Help the **9-1-1** operator match the helper to the emergency.



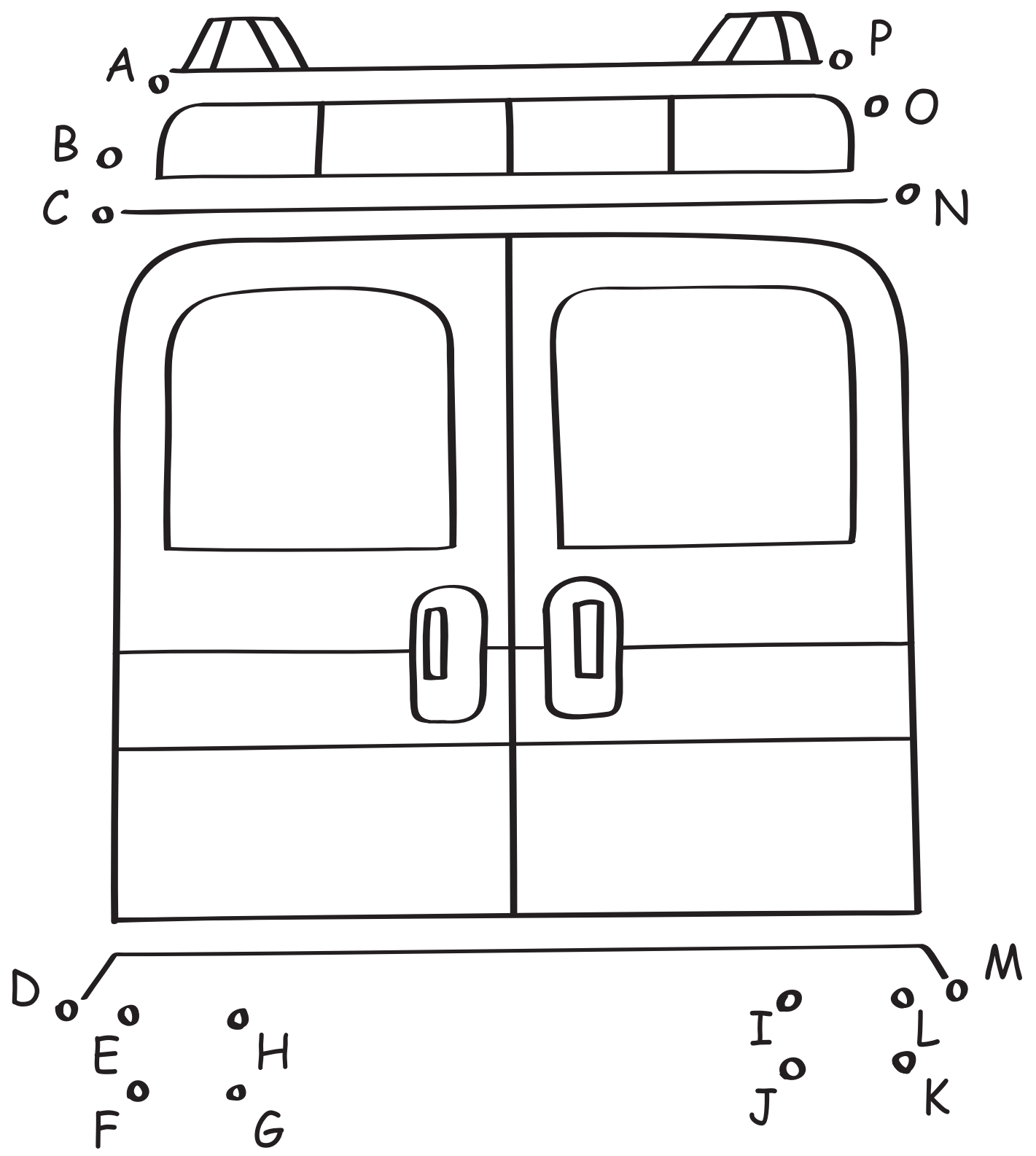
Help the firefighter get to the fire.

Start

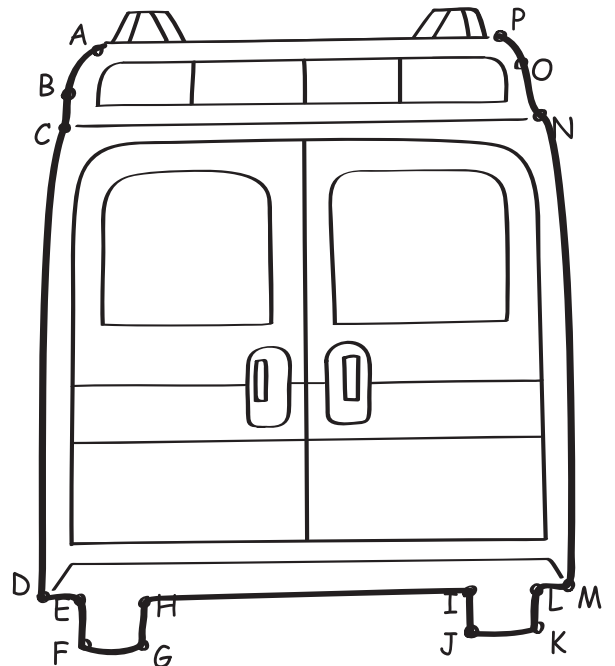





Finish

Hurry! Connect the alphabet so the ambulance can reach the **9-1-1** emergency.



9-1-1 ANSWER KEY



In an emergency **DIAL** **9-1-1**

